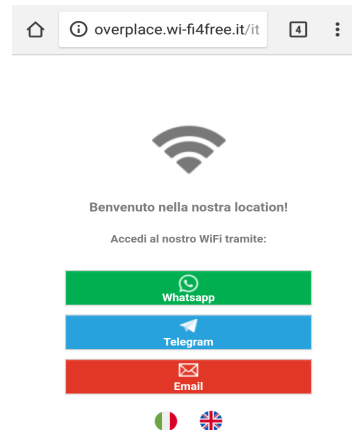


overplace® wi-fi | Registration guide

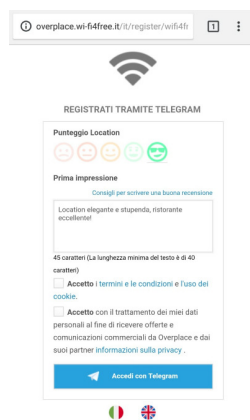
1. ON FIRST ACCESS, YOU WILL NEED TO REGISTER
2. CONNECT YOUR DEVICE TO THE OVERPLACE WIFI NETWORK
3. OPEN YOUR BROWSER AND GO TO A **NON HTTPS** WEB PAGE (example of URL to use <http://overplace.com>) DO NOT USE (eg. <https://google.com>)

WILL BE DISPLAYED THE PAGE WHERE YOU'LL BE ABLE TO CHOOSE THE REGISTRATION METHOD.

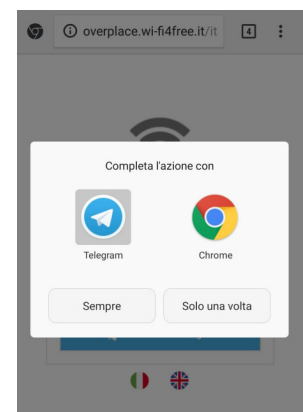


CONFIRMATION VIA TELEGRAM


YOU WILL SEE THE SCREEN WHERE TO INSERT THE NAME, LEAVE A REVIEW (at least 40 characters), ACCEPT TERMS AND CONDITIONS. ACCESS THEREFORE VIA TELEGRAM.



THE SYSTEM COULD ASK HOW TO CONTINUE ACTION. SELECT THE TELEGRAM APPLICATION.



START UP THE OVERPLACE WiFi BOT



AT THIS POINT ENTER THE SITE INDICATED BY THE APPLICATION TO START NAVIGATION

