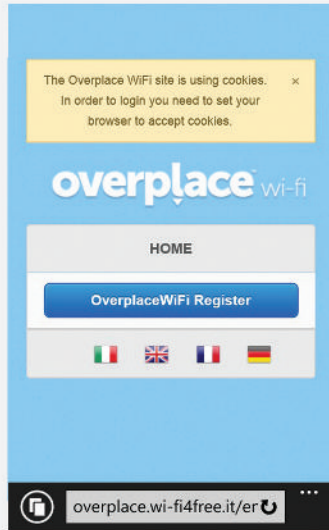
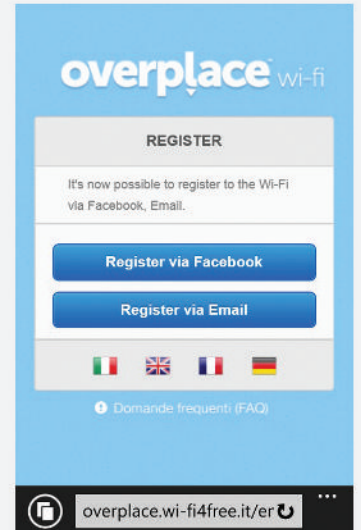


1. ON FIRST ACCESS, YOU WILL NEED TO REGISTER
2. CONNECT YOUR DEVICE TO THE OVERPLACE WIFI NETWORK
3. OPEN YOUR BROWSER AND GO TO A **NON HTTPS** WEB PAGE (example of URL to use: <http://overplace.com>) DO NOT USE (eg: <https://google.com>)

THE REGISTRATION PAGE WILL BE DISPLAYED

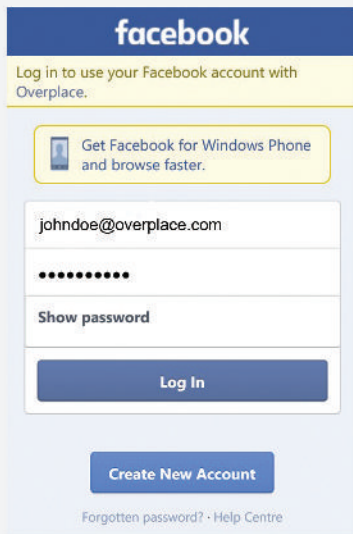


ON THE NEXT SCREEN YOU WILL BE ABLE TO CHOOSE THE REGISTRATION METHOD



CONFIRMATION VIA FACEBOOK:

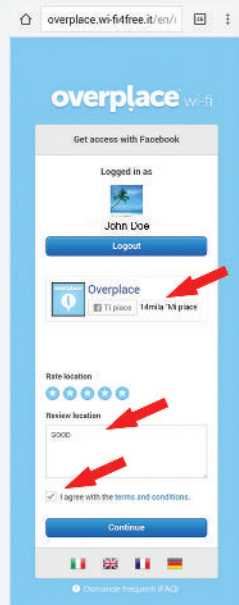
YOU WILL SEE THE FACEBOOK PAGE WHERE IT ASKS YOU TO SIGN IN



YOU WILL THEN SEE THE REQUEST FOR YOUR CONSENT TO YOUR DATA FOR THE OVERPLACE APP



YOU ARE NOW LOGGED-IN, CLICK ON LIKE, LEAVE A REVIEW, ACCEPT THE TERMS & CONDITIONS AND THEN CLICK CONTINUE



YOU WILL THEN BE FORWARDED TO THE WEBSITE. SINCE YOU HAVE NOW REGISTERED YOUR DEVICE, YOU MAY SURF ANY WEB PAGE BY OPENING YOUR BROWSER

