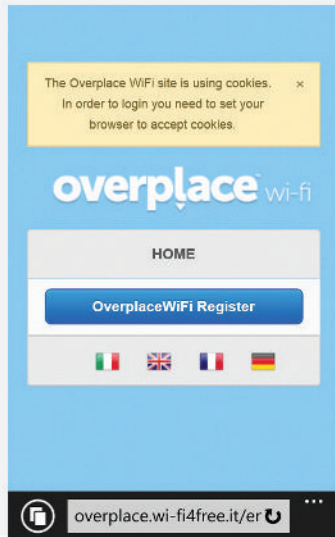



1. ON FIRST ACCESS, YOU WILL NEED TO REGISTER
2. CONNECT YOUR DEVICE TO THE OVERPLACE WIFI NETWORK
3. OPEN YOUR BROWSER AND GO TO A **NON HTTPS** WEB PAGE (example of URL to use: <http://overplace.com>) DO NOT USE (eg: <https://google.com>)

THE REGISTRATION PAGE WILL BE DISPLAYED



ON THE NEXT SCREEN YOU WILL BE ABLE TO CHOOSE THE REGISTRATION METHOD




CONFIRMATION VIA EMAIL:

YOU WILL SEE THE PAGE WHERE YOU MUST ENTER YOUR DATA, EMAIL ADDRESS, LEAVE A REVIEW AND ACCEPT THE TERMS AND CONDITIONS.

THEN CLICK ON "REGISTER VIA EMAIL"

THE NEXT PAGE CONFIRMS YOUR REGISTRATION AND NOTIFIES YOU THAT AN EMAIL HAS BEEN SENT TO YOUR EMAIL ADDRESS.

YOU MUST OPEN YOUR EMAIL INBOX AND CLICK THE LINK TO CONFIRM REGISTRATION



YOU WILL THEN BE FORWARDED TO THE WEBSITE.

SINCE YOU HAVE NOW REGISTERED YOUR DEVICE, YOU MAY SURF ANY WEB PAGE BY SIMPLY OPENING YOUR BROWSER.

